


# FAFIA fact sheet

## Women's Economic Realities in Canada

### Population and Income



Women make up 50.4% of the population in Canada

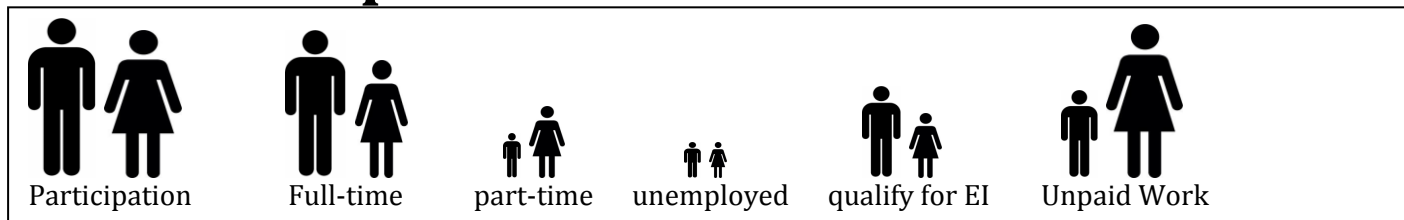
The average income in Canada is \$31,949 for women and \$51,043 for men

38% of women tax-filers have no federal income tax payable, and 24% of male tax-filers have no federal income tax payable

61% of tax filers earning \$25,000 or less are women

77% of tax filers with \$100,000+ income are men

### Paid and Unpaid Work



62.3% of women, compared to 73% of men, age 25 and older, participate in the paid work force

71.5% of women, compared to 92.2% of men, engage in full-time work

22.5% of women, compared to 7.8% of men, engage in part-time work

6.5% of women, compared to 6.9% of men, are unemployed

33% of unemployed women, compared to 44% of unemployed men, qualify for employment insurance

Women perform 4.3 hours/day of unpaid work, compared to 2.5 hours/day of unpaid work performed by men.

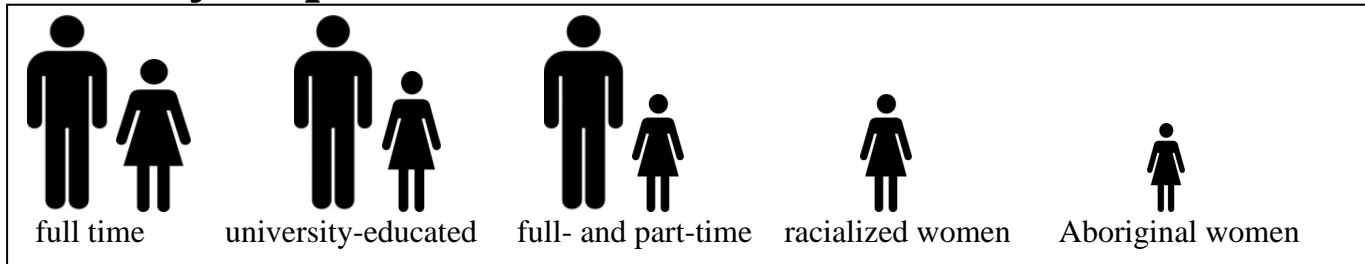
*\*As of 2010, data on unpaid work will no longer be collected by Statistics Canada*



# FAFIA fact sheet

## Women's Economic Realities in Canada

### The Pay Gap



Women earned just 70.5% as much as men working full-time, full year

Women with a university degree earn 68% as much as men with a university degree

Measuring all workers, including part-time and part-year workers, women earn 64.0% as much as men

Racialized women earn only 64% as much as men

Aboriginal women earn 46% as much as men

### Poverty



9.4% women and 9.0% of men live in poverty

23.6% of female single-parent families and 10.8% male single-parent families live in poverty

23% of immigrant women and 20% of immigrant men live in poverty

26% women with disabilities and 20% of men with disabilities live in poverty

29% of racialized women and 28% racialized men live in poverty

36% Aboriginal women (including Métis, Inuit, First Nations) and 32% Aboriginal men live in poverty

**Sources:** "General Social Survey: Paid and Unpaid Work." *The Daily*, Statistics Canada, July 19, 2006; *Income in Canada*. Statistics Canada, 2008; "Interim Table 4: All returns By Age and Sex, All Canada, 2008." Canada Revenue Agency, 2010; *Poverty Profile*. National Council of Welfare, 2007; *Women in Canada: A Gender-Based Statistical Report*. Statistics Canada, 2005.

